

TRASH ITEMS

ACCEPTED TRASH ITEMS

- | | |
|--|--|
| <ul style="list-style-type: none"> ✓ Junk mail, paper bags, computer & writing paper ✓ Cardboard boxes <i>(remove packing material and have them broken down)</i> ✓ Milk, juice & ice cream cartons ✓ Facial tissue boxes, cereal, detergent, shoe boxes & other packaging containers ✓ Juice, soda, beer & wine bottles, etc. ✓ Baby food, mayonnaise, pickle & jelly jars, etc. ✓ Animal waste <i>(must be double bagged)</i> ✓ Diapers <i>(must be double bagged)</i> | <ul style="list-style-type: none"> ✓ Food wrap, potato chip bags, metallic gift wrapPlastic bottles, jugs and jars <i>(milk, peanut butter, soda, etc.)</i> ✓ Yogurt, cottage cheese, margarine & whipped topping containers ✓ Food containers <i>(e.g. - produce, baked goods, etc.)</i> ✓ Metal cans containing a food or beverage when purchased ✓ Soda & beer cans; aluminum foil products ✓ Vegetable, soup, tuna, & pet food cans, etc. Styrofoam, plastic bags and plastic wrap ✓ Dishes, cups, light bulbs (not CFLs), pottery, pots and pans |
|--|--|

NON ACCEPTABLE TRASH ITEMS

- | | | |
|--|---|---|
| <ul style="list-style-type: none"> ✗ Paint, pesticide or oven cleaner cans ✗ Computers and large electronics ✗ Window panes, mirrors, light bulbs | <ul style="list-style-type: none"> ✗ Windshields, car windows, treated glass, glass table tops, televisions ✗ Medical Waste | <ul style="list-style-type: none"> ✗ Furniture ✗ Wood or plastic crates ✗ Large and small appliances |
|--|---|---|

RECYCLE ITEMS

ACCEPTED RECYCLING ITEMS

- | | |
|---|---|
| Paper Items: <ul style="list-style-type: none"> ✓ Junk mail, paper bags, computer & writing paper ✓ Cardboard boxes <i>(remove packing material and have them broken down)</i> ✓ Milk, juice & ice cream cartons ✓ Facial tissue boxes, cereal, detergent, shoe boxes & other packaging containers | Plastic Items: <ul style="list-style-type: none"> ✓ JCups & containers #1 - #7 ✓ Plastic bottles, jugs and jars <i>(milk, peanut butter, soda, water, mustard, shampoo, mouthwash, medicine, lotion, detergent, bleached.)</i> ✓ Yogurt, cottage cheese, margarine & whipped topping containers ✓ "Clamshell" food containers <i>(e.g. - produce, baked goods, etc.)</i> |
| Glass Items: <i>(Needs to be bagged separately)</i> <ul style="list-style-type: none"> ✓ Bottles & jars containing a food or beverage when purchased ✓ Juice, soda, beer & wine bottles, etc. ✓ Baby food, mayonnaise, pickle & jelly jars, etc. | Metal Items: <ul style="list-style-type: none"> ✓ Metal cans containing a food or beverage when purchased ✓ Soda & beer cans; aluminum foil products ✓ Vegetable, soup, tuna, & pet food cans, etc. |

NON ACCEPTABLE RECYCLING ITEMS

- | | | |
|---|---|---|
| <ul style="list-style-type: none"> ✗ Air-conditioning filters ✗ Batteries ✗ Candy wrappers ✗ Clothes hangers, scrap metal, automotive parts ✗ Clothing, cloth or rags ✗ Diapers ✗ Dinnerware <i>(glass or plastic)</i> ✗ Dog/cat food bags ✗ Fast food items <i>(food, wrappers, or greasy bags)</i> | <ul style="list-style-type: none"> ✗ Gift wrap, shredded paper ✗ Hazardous waste ✗ Inserts from paperboard boxes <i>(plastic bags/trays)</i> ✗ Photographs, hardback or paperback books ✗ Light bulbs, ceramics or window glass ✗ Motor-oil containers ✗ Packing materials <i>(Styrofoam peanuts, bubble wrap)</i> ✗ Paper towels, napkins, tissues or paper plates ✗ Plastic bags <i>(any type)</i> | <ul style="list-style-type: none"> ✗ Potato chip bags ✗ Propane or oxygen tanks ✗ PVC piping ✗ Rubber bands or elastic products ✗ Styrofoam <i>(including egg cartons)</i> ✗ Trash ✗ Wood or yard waste ✗ Blueprints heat sensitive receipt paper |
|---|---|---|



PREMIUM DOOR-TO-DOOR TRASH AND RECYCLING MANAGEMENT



How Does It Work?

VWS is a Doorstep to Dumpster (D2D). We provide a complete trash and recycling Amenity designed to keep the Community clean. This helps keep the Community clean, environmentally friendly and satisfied.

VWS is the premium door-to-door trash and recycling service for multi-family properties including apartment complexes, condominiums, student housing and senior living communities. Property amenities add benefits to residents, but not often does the same service provide such benefits to owners and management. Our system offers a no risk supplemental revenue source that increases your net operating income. It also provides your communities with the #1 voted amenity with 100% of your residents enjoying from day one.

Call us today
402-804-3446
 or email us at info@vwsol.com
 or visit: www.vwsol.com



SCAN ME



Benefits For Residents

- ✓ Trash disposal is easy, safe, and now convenient.
- ✓ Recycling is easy and convenient.
- ✓ Residents will no longer have to deal with handling their garbage past their own doorsteps.
- ✓ No more scary, late night trips to the dumpster.
- ✓ Fewer rodent and/or bug infestations around the community.
- ✓ Fewer foul smells inside and outside of the apartment units with weekly pickups.

Benefits For Complex Managers

- ✓ Attracts new tenants with a unique amenity provided at no additional cost to property managers/owners or management.
- ✓ Allows maintenance crew to focus on maintenance calls and not trash complaints.
- ✓ Prevents rodent and/or bug infestations.
- ✓ Keeps Community grounds and dumpsters cleaner.
- ✓ Provides another set of eyes and ears for security purposes.
- ✓ A reliable service that you can count on.



Factors That Guide Potential Tenants



Apartment Appeal



Amenities



Curb Appeal



Security Parking



Common Area

VWS helps Communities improve in each of the areas above which leads to higher occupancy rates, more satisfied residents, and more lease renewals.

With Our Amenity

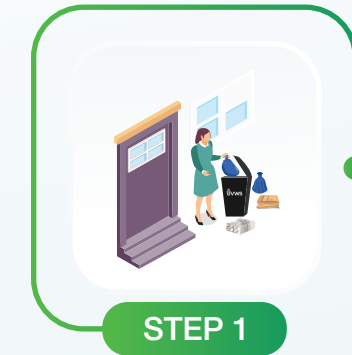
VWS night time pickups provides more than one type of amenity for the Community. Our uniformed employee's provide additional eyes and ears during the night time hours.



VALET TRASH & RECYCLING



What is Valet Trash and Recycling? It's a Door-To-Door Trash & Recycling Amenity that is provided to you as the resident 5 nights a week Sunday – Thursday. You will no longer need to worry about your trash past your doorstep. We take care of it all for you!




STEP 1

Place trash in provided trash container and set outside on your doorstep between the allowed times Sunday-Thursday.

(For questions on allowed times, please check with your property manager)


- All Trash Bags must be tied. (*Weight Limit of 25lbs or lighter*)
- Recycling must be in a transparent blue bag and placed on top of trash container or next to it.
- All cardboard must be broken down, folded, and placed behind trash container.
- Kitty Litter must be double bagged and tied.
- Newspapers need to be stacked neatly, tied and placed on doorstep.



STEP 2

The service crew will start collecting Trash & Recycling during the collection window for the property.

(For collection time, please speak with your property manager)



STEP 3

Place trash in provided trash container and set outside on your doorstep between the allowed times Sunday-Thursday.